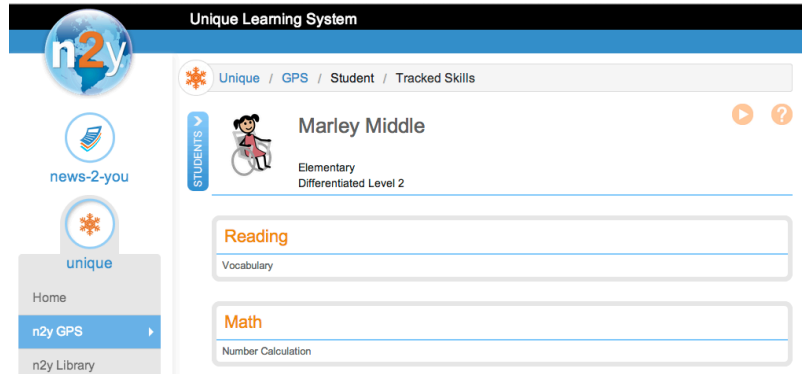


10 Tips to Skill Tracking

Skill Tracking is a new feature in the GPS for the 2014-15 school year. Educators can use the Individual Track Skill area to chart progress on student's IEP goals or growth in specific skill areas. Group tracking can also be used to measure group success on selected subsets of students. This feature can be used to support Student Learning Targets (SLTs) or Student Learning Objectives (SLOs).

Skill tracking provides all resources to introduce, teach, practice, support and assess targeted skills. It pulls together all of the powerful tools n2y provides in one place to encourage data driven decisions and progression toward goal achievement. With one press of a button!



Skill Tracking Tip #1

Create a New Profile on Your Student

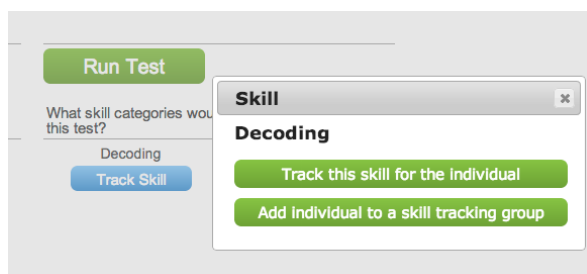
A current profile gives the educational team the best picture of the student's present abilities and level of performance.



Skill Tracking Tip #2

Track Skills Individually

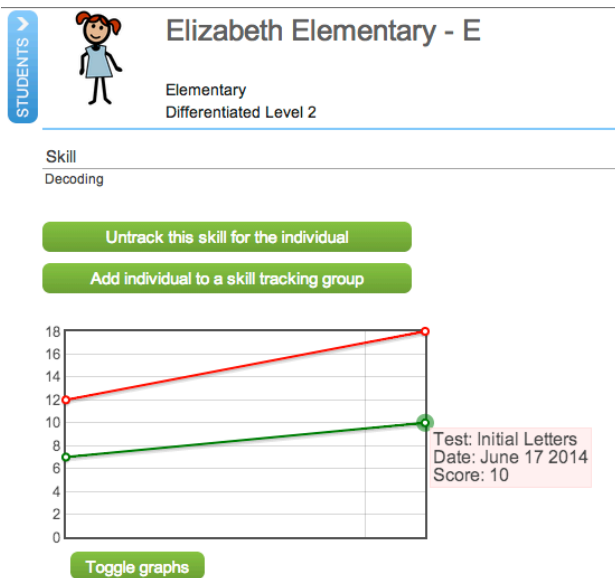
Use the Individual Track Skill area to chart progress on student's IEP goals or growth in specific skill areas. Skills can be tracked from the Profile, Benchmark Assessments & Core Rubrics. To begin tracking a skill on an individual, click the blue Track Skill button and select "Track this skill for the individual."



Skill Tracking Tip #3

Watch the Data Plot

Once a skill is chosen for tracking, any Benchmark Assessments taken that address the chosen skill will be graphed. Hover over the plots on the graph for a quick view of the date and score of assessment. Use the Toggle Graphs button to add or remove assessments from the view.



Skill Tracking Tip #4

Add Goals to Skill Areas

Current specific performance and suggested strategies for the targeted skill is provided, as indicated by the Profile. Use the Skill Goal area to write the goal for the student related to the selected skill area. This is a great place to write the student's IEP goal.

Present Level of Performance

identify isolated sounds or letters within words.

Suggested Strategy

Provide direct instruction with words that have similar letters and simple word patterns with opportunities for the student to read new words.

Skill Goal

write IEP goal here

Update

Skill Tracking Tip #5

Related Materials

The Individual tracked skill area will provide a Related material section that pulls all components of Unique Learning System, News-2-You and SymbolStix ONLINE that address and aid in the student's acquisition of the designated tracked skill.

- **Standards** that align to the skill are reported.
- A list of **Benchmark Assessments** that address the skill are provided. The tests can be launched for administration directly from this page.
- **Checkpoint** results are provided in a graph if the designated skill is addressed in the Monthly Checkpoint assessments.
- **Unique Monthly Lessons** indicates each lesson monthly that addresses the targeted skill. Lessons can be launched directly from this page as well.
- **Unique Supporting Activities** area pulls each supporting activity, ULS guide, ULS tool and any additional ULS material that can help either practice, teach or support a targeted skill.
- **News-2-You Lesson** area indicates specific sections of the News-2-You paper and website that can be used to practice designated targeted skills.
- The **News-2-You Activities** area highlights games and activities within News-2-You that can be used to practice designated targeted skills.
- The **SymbolStix Template** area highlights specific templates that can be used to create custom activities to address and support targeted skills.

Related Materials

Standards

Benchmarks

Emerging Skills

Early Learning

Reading

Assessment	Interpretation	Guide
Letter Match Emerging Skills	Mastery	Date: Jun 17, 2014 Score: 18 / 18
Rhyming Words Picture Recognition Emerging Skills	Not Taken	Date: -- Score: --

Checkpoints

Unique Monthly Lessons

Unique Supporting Activities

news-2-you Lessons

news-2-you Activities

Skill Tracking Tip #6

Create Groups to Track Skill on Subsets of Students

Use the Group Track Skills area to view the progress of specific skills for identified groups of students. The Group Tracking area can be used to track progress toward Student Learning Targets or to track progress skills in subsets of students for any grouping combination, such as morning and afternoon classes or by differentiated level.

To create a new group, select Settings under Group Skill Tracking.

Group Skill Tracking

Settings

Add a new group with the Add Group button. Then, add students and skills to the group. You can add as many grouping combinations as your heart desires in the GPS!

Group Skill Tracking Administration



Groups

Reading Fluency	Edit	Delete
TRANSITION PM CLASS	Edit	Delete
Rock Star Group	Edit	Delete
Level 2 Students	Edit	Delete
Level 3 Math Group	Edit	Delete
AM class	Edit	Delete

Add Group

Students in Reading Fluency

Elias Elementary	Remove
Esther Elementary	Remove
Edward Elementary	Remove

Add Student

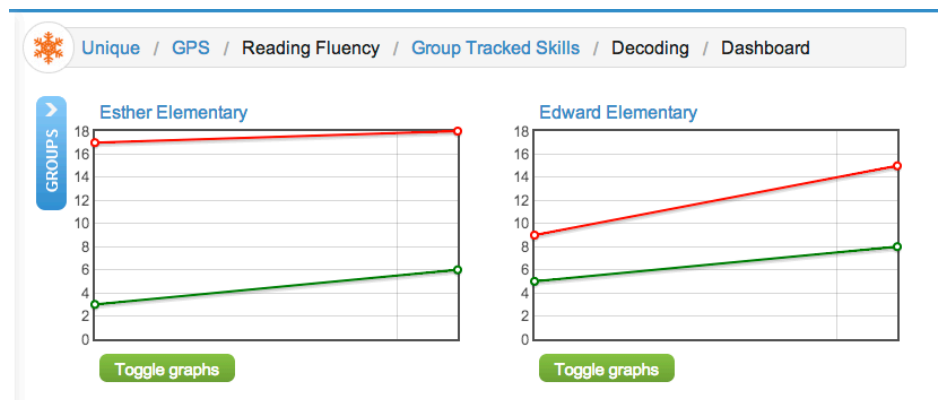
Skills selected for Reading Fluency

Reading

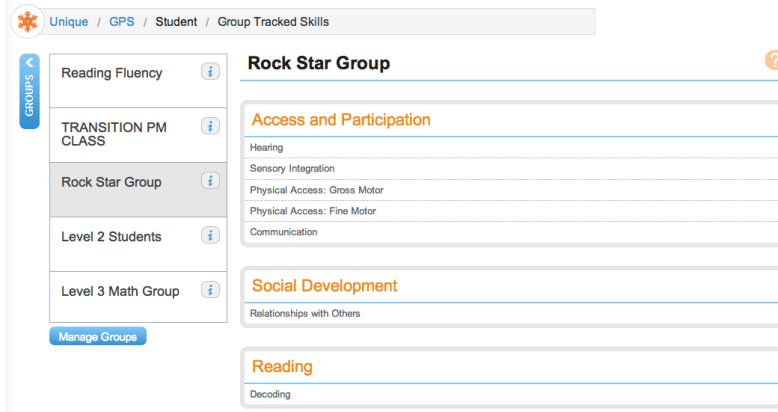
Comprehension - Questions
Comprehension - Retell
Decoding
Reading Fluency
Vocabulary
Word Recognition

Skill Tracking Tip #7 Benchmark Testing Performance

The Group Tracking area reports the Benchmark testing performance of a defined group of students and is associated with a designated targeted skill. The group tracking provides a view of each student's performance in the Benchmarks that assess targeted skills, allowing for quick data interpretation and identification of students in need of support. Detailed performance information can be gathered by clicking on the student name above the graph.



To access your groups, click Group Tracked Skill from the GPS and select the group from the Groups tab on the left. Click on a skill to view the intuitive graphs.



Unique / GPS / Student / Group Tracked Skills

Groups

- Reading Fluency
- TRANSITION PM CLASS
- Rock Star Group**
- Level 2 Students
- Level 3 Math Group

Manage Groups

Rock Star Group

Access and Participation

- Hearing
- Sensory Integration
- Physical Access: Gross Motor
- Physical Access: Fine Motor
- Communication

Social Development

- Relationships with Others

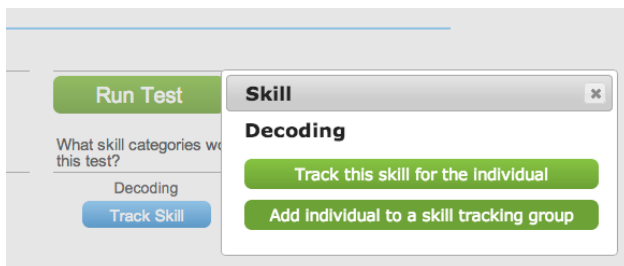
Reading

- Decoding

Skill Tracking Tip #8

Add Students & Skills to Groups

Students and skills can be added to existing groups from the Profile, Benchmark Assessments and Core Rubrics. To add a new student to a skill, select "Add individual to a skill tracking group" from the Track Skill button.



Run Test

What skill categories will this test?

Decoding

Track Skill

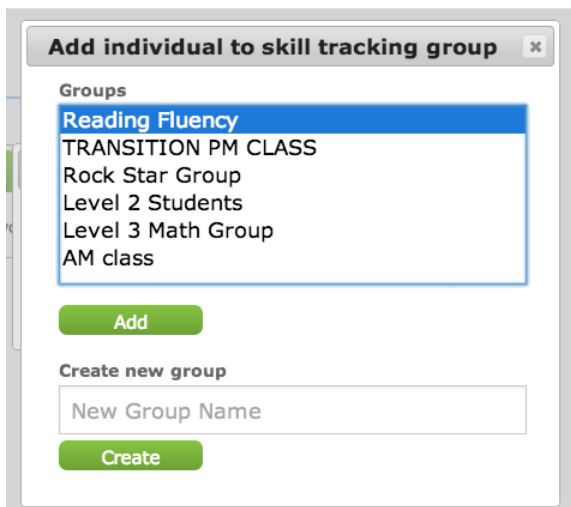
Skill

Decoding

Track this skill for the individual

Add individual to a skill tracking group

Then, select the group you wish to add the student to, or create a brand new group.



Add individual to skill tracking group

Groups

- Reading Fluency**
- TRANSITION PM CLASS
- Rock Star Group
- Level 2 Students
- Level 3 Math Group
- AM class

Add

Create new group

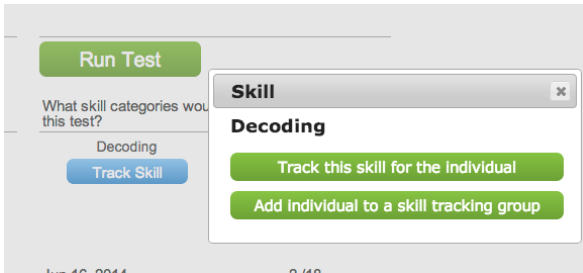
New Group Name

Create

Skill Tracking Tip #9

Track Progress with the Press of a Button




The track skills area allows teachers to quickly track the progress toward goal achievement, by individual (for IEPs etc) or group (for SLT etc). It also provides all resources to introduce, teach, practice, support and assess targeted skills. It pulls together all of the powerful tools n2y provides in one place to encourage data driven decisions and progression toward goal achievement. With one press of a button!



Skill Tracking Tip #10

Make Data Driven Decisions

Using the tracked skills area in the GPS, educators can make better decisions on the assessment and instruction of students with disabilities.

Benchmarks			
Emerging Skills Early Learning Reading			
Assessment	Interpretation	Guide	
Initial Letters Reading	Not Taken	Date: -- Score: --	
Word Rimes Reading	Not Taken	Date: -- Score: --	
Final Letters Reading	Mastery	Date: Jan 29, 2014 Score: 18 /18	
Word Recognition List 1 Reading	Not Taken	Date: -- Score: --	